

08

KERB

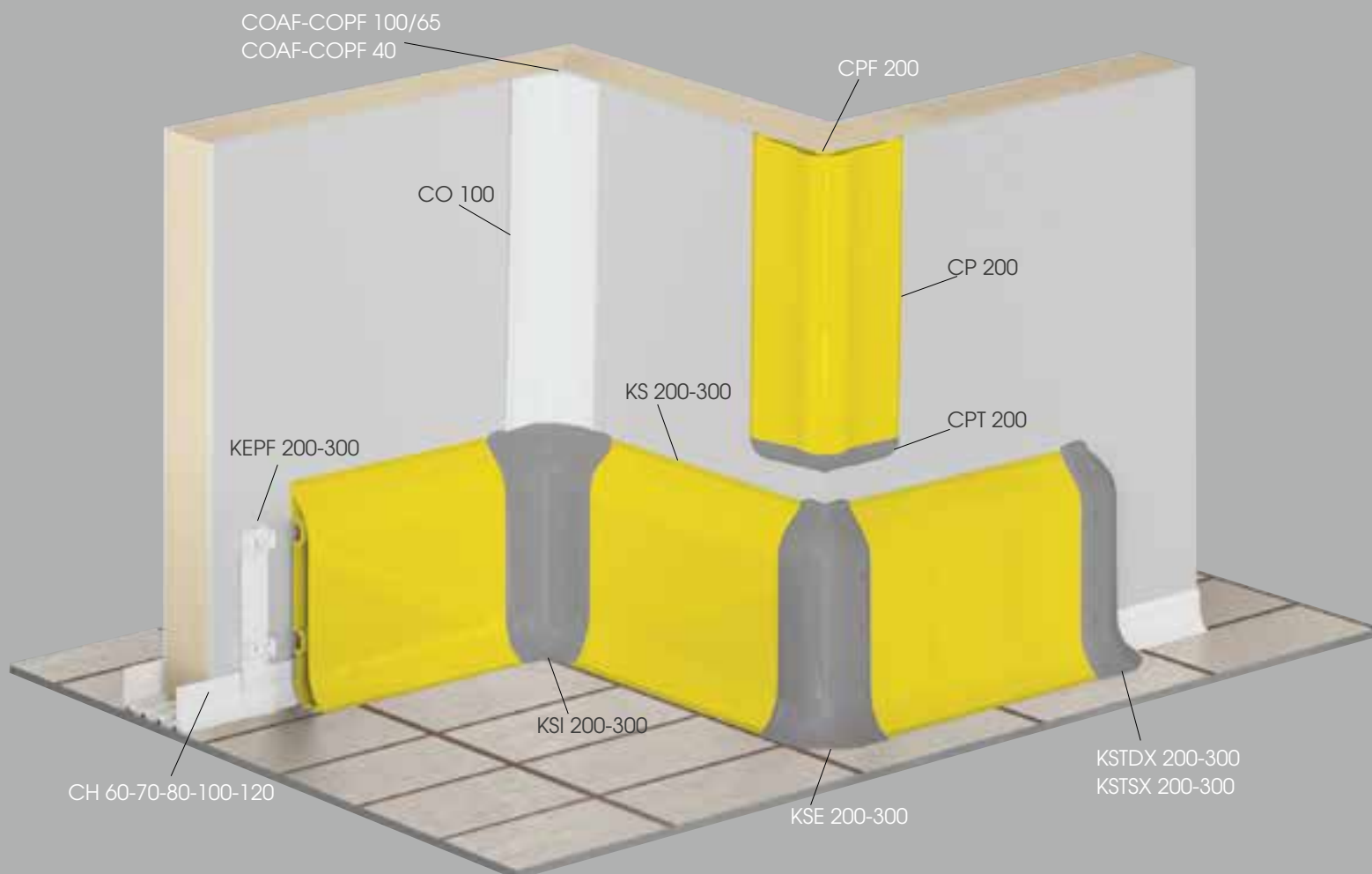
To install with Channels CH and CU
Monta con canale CH e CU
À installer avec les U de sol CH et CU



A large size protection system, ideal for walls and panels. Easy to install and clean. Fully equipped with corner caps and buttons.

Sistema di protezione di grandi dimensioni, ideale per muri e pannelli. Facile da installare e pulire. Completo di angolari e tappi.

Système de protection de grands dimensions, idéal pour les murs et les panneaux. Facile à installer et à nettoyer. Complété de bouchons d'angles et d'embouts.

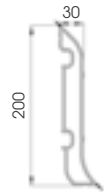


Kerb



KS 200

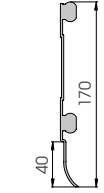
Length **4.000 mm**
 Packing **3 pz / box**
 Colour **B M E**



KEPF 200

To install with TB14

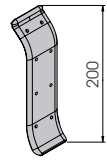
Packing **50 pz / box**
 Colour **K**



KSJ 200

To install with TB14 / TF14

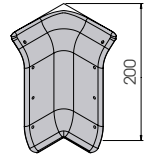
Packing **20 pz / box**
 Colour **B E**



KSI 200

To install with TB14 / TF14

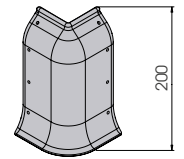
Packing **20 pz / box**
 Colour **B E**



KSE 200

To install with TB14 / TF14

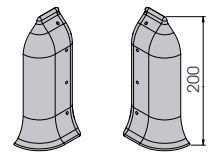
Packing **20 pz / box**
 Colour **B E**



KSTD/SX 200

To install with TB14 / TF14

Packing **20 pz / box**
 Colour **B E**

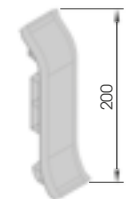


KSJ 200 LT



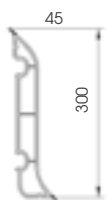
FLEXIBLE JOINT

Packing **to be defined**
 Colour **K**



KS 300

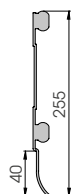
Length **4.000 mm**
 Packing **1 pz**
 Colour **B M E**



KEPF 300

To install with TB20

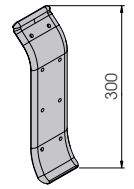
Packing **40 pz / box**





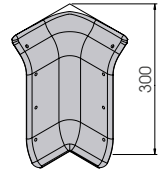
KSJ 300
To install with TB20 / TF20

Packing 10 pz / box
Colour B E



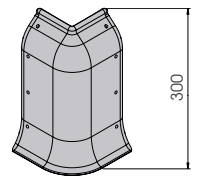
KSI 300
To install with TB20 / TF20

Packing 10 pz / box
Colour B E



KSE 300
To install with TB20 / TF20

Packing 10 pz / box
Colour B E



KSTD/SX 300
To install with TB20 / TF20

Packing 10 pz / box
Colour B E

