

Pedestrian Safety Barriers


CORNER PED 150



FAST AND EASY TO INSTALL


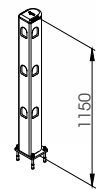


M12 GALVANISED STEEL



CORNER 150 INT DX
CORNER 150 INT SX

Packing Colour **to be defined**
B M



CORNER 150 EXT DX
CORNER 150 EXT SX

Packing Colour **to be defined**
B M

